

A new instability domain of CNO-flashing low-mass He-core stars on their early white-dwarf cooling branches

Leila M. Calcaferro^{1,2}, Alejandro H. Córscico^{1,2}, Leandro G. Althaus^{1,2}, and Keaton J. Bell^{3,*}

¹ Grupo de Evolución Estelar y Pulsaciones, Facultad de Ciencias Astronómicas y Geofísicas, Universidad Nacional de La Plata, Paseo del Bosque s/n, 1900 La Plata, Argentina
e-mail: lcalcaferro@fcaglp.unlp.edu.ar

² Instituto de Astrofísica La Plata, CONICET-UNLP, Paseo del Bosque s/n, 1900 La Plata, Argentina

³ DIRAC Institute, Department of Astronomy, University of Washington, Seattle, WA 98195, USA

Received 2 November 2020 / Accepted 4 January 2021

ABSTRACT

Context. Before reaching their quiescent terminal white-dwarf cooling branch, some low-mass helium-core white dwarf stellar models experience a number of nuclear flashes which greatly reduce their hydrogen envelopes. Just before the occurrence of each flash, stable hydrogen burning may be able to drive global pulsations that could be relevant in shedding some light on the internal structure of these stars through asteroseismology, similarly to what occurs with other classes of pulsating white dwarfs.

Aims. We present a pulsational stability analysis applied to low-mass helium-core stars on their early white-dwarf cooling branches going through CNO flashes in order to study the possibility that the ε mechanism is able to excite gravity-mode pulsations. We assess the ranges of unstable periods and the corresponding instability domain in the $\log g - T_{\text{eff}}$ plane.

Methods. We carried out a nonadiabatic pulsation analysis for low-mass helium-core white-dwarf models with stellar masses between 0.2025 and 0.3630 M_{\odot} going through CNO flashes during their early cooling phases.

Results. We found that the ε mechanism due to stable hydrogen burning can excite low-order ($\ell = 1, 2$) gravity modes with periods between ~ 80 and 500 s for stars with $0.2025 \leq M_{\star}/M_{\odot} \leq 0.3630$ located in an extended region of the $\log g - T_{\text{eff}}$ diagram, with effective temperature and surface gravity in the ranges $15\,000 \leq T_{\text{eff}} \leq 38\,000$ K and $5.8 \leq \log g \leq 7.1$, respectively. For the sequences that experience multiple CNO flashes, we found that with every consecutive flash, the region of instability becomes wider and the modes are more strongly excited. The magnitudes of the rate of period change for these modes are in the range of $\sim 10^{-10}$ – 10^{-11} [s/s].

Conclusions. Since the timescales required for these modes to reach amplitudes large enough to be observable are shorter than their corresponding evolutionary timescales, the detection of pulsations in these stars is feasible. Given the current problems in distinguishing some stars that populate the same region of the $\log g - T_{\text{eff}}$ plane, the eventual detection of short-period pulsations may help in the classification of such stars. Furthermore, if a low-mass white dwarf star were found to pulsate with low-order gravity modes in this region of instability, it would confirm our result that such pulsations can be driven by the ε mechanism. In addition, confirming a rapid rate of period change in these pulsations would support the idea that these stars actually experience CNO flashes, as has been predicted by evolutionary calculations.

Key words. asteroseismology – stars: oscillations – white dwarfs – stars: evolution – stars: interiors

1. Introduction

White dwarf (WD) stars represent the end stage in the life of the majority of all stars, including our Sun (Winget & Kepler 2008; Fontaine & Brassard 2008; Althaus et al. 2010; Córscico et al. 2019). Most WDs ($\sim 85\%$; see Kepler et al. 2016) are characterized by hydrogen (H) atmospheres and are called DA WDs, with an average stellar mass of $\sim 0.6 M_{\odot}$ (Kepler et al. 2019). According to the stellar evolution theory, they probably harbor carbon-oxygen (CO) cores, although the most massive ones may have cores made of O and neon (Ne). At variance with average DA WDs, there is a population of WDs with low mass ($M_{\star} \leq 0.45 M_{\odot}$) that probably harbor helium (He) cores. The formation context for such low-mass WDs is thought to consist of a low-mass red giant-branch (RGB) star that experiences strong mass loss, mostly as a result of binary interaction taking place before the onset of the He flash (Althaus et al. 2013; Istrate et al. 2016a), which is avoided, and the core of these

stars is composed of He. The current evolutionary models predict that once the mass-loss stage has ended, these low-mass stars would experience a number of CNO nuclear flashes, which would greatly reduce their H content before reaching their quiescent terminal WD cooling branch. Such a binary-star evolution scenario is confirmed by the observations since most low-mass WDs are found in binary systems (Marsh et al. 1995). Theoretical computations (see, e.g., Althaus et al. 2013; Istrate et al. 2016a) predict that low-mass WDs with masses lower than ~ 0.18 – $0.20 M_{\odot}$ ¹, called extremely low-mass (ELM) WDs, had not experienced CNO flashes in their past evolution. The absence of flashes would consequently suggest that ELM WDs harbor thick H envelopes, and then, they would be characterized by very long cooling timescales and would have pulsational properties that differ in comparison with systems which had experienced flashes (see Althaus et al. 2013; Córscico & Althaus 2014a).

* NSF Astronomy and Astrophysics Postdoctoral Fellow and DIRAC Fellow.

¹ This threshold depends on the metallicity of the WD progenitors (e.g., Serenelli et al. 2002; Istrate et al. 2016a). Some authors adopt $\sim 0.3 M_{\odot}$ as the upper mass limit for ELM WDs (Brown et al. 2016).

In recent years, numerous low-mass and ELM WDs have been detected in the context of relevant surveys, such as the SDSS, ELM, SPY and WASP (see, e.g., Koester et al. 2009; Brown et al. 2010, 2016, 2020; Kilic et al. 2011, 2012; Gianninas et al. 2015; Kosakowski et al. 2020). The discovery of their probable precursors, namely, the so-called low-mass pre-WDs, has triggered an interest in these types of objects because of the possibility of studying the evolution of the progenitors that lead to the WD phase. Even more interestingly, the detection of multi-periodic brightness variations in low-mass WDs (Hermes et al. 2012, 2013a,b; Kilic et al. 2015, 2018; Bell et al. 2017, 2018; Pelisoli et al. 2018), and low-mass pre-WDs (Maxted et al. 2013, 2014; Gianninas et al. 2016; Wang et al. 2020) has brought about new classes of pulsating stars known as ELMVs and pre-ELMVs, respectively (ELM and pre-ELM variables, respectively). It has allowed for the study of their stellar interiors using the tools of asteroseismology, similarly to the case of other pulsating WDs such as ZZ Ceti stars or DAVs – pulsating WDs with H-rich atmospheres – and V777 Her or DBVs – pulsating WDs with He-rich atmospheres (Winget & Kepler 2008; Fontaine & Brassard 2008; Althaus et al. 2010; Córscico et al. 2019). The pulsations observed in ELMVs are compatible with global gravity (g)-mode pulsations. In the case of pulsating ELM WDs, the pulsations have large amplitudes mainly at the core regions (Steinfadt et al. 2010; Córscico et al. 2012; Córscico & Althaus 2014a), allowing for the study of their core chemical structure. According to nonadiabatic computations (Córscico et al. 2012; Van Grootel et al. 2013; Córscico & Althaus 2016), these modes are probably excited by the $\kappa - \gamma$ (Unno et al. 1989) mechanism acting at the H-ionization zone. In the case of pre-ELMVs, the nonadiabatic stability computations for radial (Jeffery & Saio 2013) and nonradial p - and g -mode pulsations (Córscico et al. 2016; Gianninas et al. 2016; Istrate et al. 2016b) revealed that the excitation is probably due to the $\kappa - \gamma$ mechanism, acting mainly in the zone of the second partial ionization of He, with a weaker contribution from the region of the first partial ionization of He and the partial ionization of H. The presence of He in the driving zone is crucial to having the modes destabilized by the $\kappa - \gamma$ mechanism (Córscico & Althaus 2016; Istrate et al. 2016b).

Additionally, Córscico & Althaus (2014b) showed that the ε mechanism due to stable H burning may contribute to the destabilization of some short-period g modes at the basis of the H envelope, in particular, for low-mass WD sequences with stellar masses lower than $\lesssim 0.18 M_{\odot}$ and effective temperatures below $\sim 10\,000$ K. The ε mechanism is thought to be a potential mechanism for exciting pulsations in several type of stars. Since nuclear burning has a strong dependence on temperature, it can lead to a pulsational instability induced by thermonuclear reactions. Indeed, this mechanism can be responsible for the excitation of g modes not only in ELM WDs (Córscico & Althaus 2014b), but also in other types of WDs and pre-WDs as well. For instance, Córscico et al. (2009) showed that this mechanism could drive short-period g -mode pulsations in GW Virginis stars. In addition, Maeda & Shibahashi (2014) found that this mechanism can excite low-degree g modes in very hot DA WDs and pre-WDs coming from solar-metallicity progenitors. Later, Althaus et al. (2015) and Camisassa et al. (2016) showed that DA WDs coming from low-metallicity progenitors can sustain stable H-burning even at low luminosities, motivating a subsequent nonadiabatic exploration that demonstrates the excitation of low-order g modes in hot DA WDs and pre-WDs (Calcaferro et al. 2017a), as well as in DA WDs, with effective temperatures typical of ZZ Ceti stars (Camisassa et al. 2016)

coming from subsolar metallicity progenitors. Finally, attempts were made to explain the pulsations observed in other kind of compact stars, namely, the pulsating He-rich hot subdwarf stars, as triggered by nuclear burning through the ε mechanism (Miller Bertolami et al. 2011; Battich et al. 2018).

Another relevant aspect for this type of star is the secular change of periods over time ($\dot{\Pi}$), which reflects the evolutionary timescale of these stellar remnants. In particular, the theoretical computations of the rates of period change carried out by Calcaferro et al. (2017b) for the low-mass WD, pre-WD, and pre-CNO flash stages, indicate that the magnitudes of $\dot{\Pi}$ of g modes for models evolving in stages prior to the CNO flashes are up to 10^{-10} – 10^{-11} [s/s], and, more importantly, larger than the maximum magnitudes of $\dot{\Pi}$ predicted for the other two stages analyzed in that work (i.e., the WD and pre-WD stages).

In this work, we present a nonadiabatic stability analysis, considering the effects of the ε mechanism in destabilizing g -mode periods for sequences of low-mass WDs evolving through CNO flashes. The low-mass WD sequences expected to experience CNO flashes are in the mass range of $0.2 \lesssim M_{\star}/M_{\odot} \lesssim 0.4$. Althaus et al. (2013) showed that although these models evolve faster than their counterparts with masses below $0.18 - 0.20 M_{\odot}$, it is possible to detect a star evolving prior to the flash where evolution clearly slows down (see Fig. 4 of Althaus et al. 2013). A fundamental motivation in this paper is the possibility of finding g -mode pulsations in stars that go through the region in the $\log g - T_{\text{eff}}$ diagram where the flashes take place. This would allow us to study the structure of such objects and, consequently, complement the information that can be extracted by analyzing the pulsations observed in ELMV and pre-ELMV stars (e.g., Córscico & Althaus 2014a, 2016; Córscico et al. 2016; Istrate et al. 2016a; Calcaferro et al. 2017b,c, 2018).

We report the existence of a new instability strip for low-mass He-core stars evolving through CNO flashes. We study the destabilization effects produced by the ε mechanism due to stable H burning. The paper is organized as follows. A brief summary of the numerical codes and the stellar models we employed is provided in Sect. 2. In Sect. 3, we show the results of the stability analysis we performed on the sequences of low-mass WDs under study. Finally, in Sect. 4 we summarize the main findings of this work.

2. Numerical codes

We employed the evolutionary models of low-mass He-core WDs generated with the LPCODE stellar evolution code (Althaus et al. 2013). The LPCODE evolutionary code computes the complete evolutionary stages that lead to the formation of the WD, thus allowing for the study of the WD evolution to be carried out consistently with the predictions of the evolutionary history of the progenitors. The initial configurations for low-mass He-core WD models were computed by Althaus et al. (2013) by mimicking the binary evolution of an initially $1.0 M_{\odot}$ solar metallicity donor star and a $1.4 M_{\odot}$ neutron star companion. Binary evolution was assumed to be fully nonconservative, and the losses of angular momentum due to mass loss, gravitational wave radiation, and magnetic braking were considered. Initial He-core WD models with stellar masses between 0.1554 and $0.4352 M_{\odot}$ characterized by thick H envelopes were derived from stable mass loss via Roche-lobe overflow; see Althaus et al. (2013) for details. During the WD regime, time-dependent element diffusion due to gravitational settling and chemical and thermal diffusion of nuclear species was considered, following

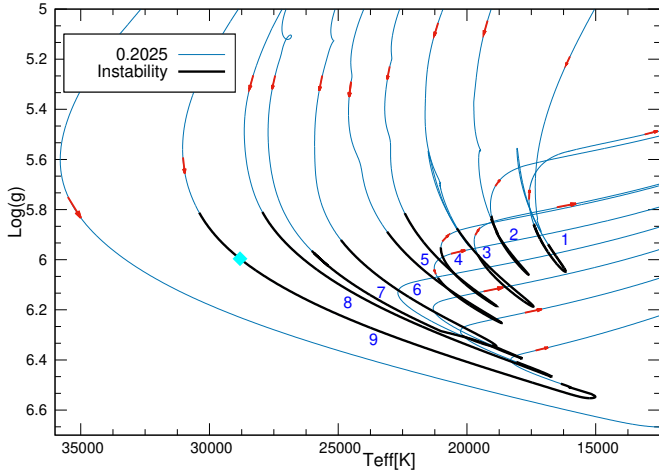


Fig. 1. Instability domain corresponding to the ε mechanism on the $\log g$ vs. T_{eff} diagram for the low-mass WD sequence with $0.2025 M_{\odot}$. The stages of pulsational instability are emphasized with thick black lines along the evolutionary tracks. Low-order g modes are driven before each flash. The track begins after the end of Roche-lobe overflow (upper right branch of the curve) and proceeds downward, toward higher values of T_{eff} , until the first CNO flash takes place. Numbers denote every consecutive flash. Red arrows along the curve indicate the course of the evolution. The cyan diamond before the ninth flash indicates the location of the template model analyzed in Fig. 5.

the multicomponent gas treatment of Burgers (1969). For this work, we analyzed the sequences with stellar masses of 0.2025 , 0.2724 , 0.3207 and $0.3630 M_{\odot}$. These sequences were evolved through the stages of multiple thermonuclear CNO flashes that take place during their early cooling branch.

We carried out a pulsation stability analysis of nonradial dipole ($\ell = 1$) and quadrupole ($\ell = 2$) g modes employing the nonadiabatic version of the LP-PUL pulsation code (see, Corsico et al. 2006, 2009, for details). This pulsation code is based on a general Newton-Raphson technique that solves the sixth-order complex system of linearized equations and boundary conditions (see Unno et al. 1989). The Brunt-Väisälä frequency (N) was computed following the so-called “Ledoux Modified” treatment (Tassoul et al. 1990; Brassard et al. 1991). Our nonadiabatic computations are based on the frozen-convection approximation, which neglects the perturbation of the convective flux. The set of pulsation modes considered in this work covers a very wide range of periods (up to ~ 6000 s), in order to properly determine the upper limits of the instability domain. We also carried out additional calculations, neglecting the effects of nuclear energy release on the nonadiabatic pulsations, for which we set $\varepsilon = \varepsilon_{\rho} = \varepsilon_T = 0$, with ε as the nuclear energy production rate, and ε_{ρ} and ε_T the corresponding logarithmic derivatives $\varepsilon_{\rho} = (\partial \ln \varepsilon / \partial \ln \rho)_T$ and $\varepsilon_T = (\partial \ln \varepsilon / \partial \ln T)_{\rho}$. This prevents the ε mechanism from operating, however, nuclear burning was still taken into account in the evolutionary calculations.

3. Stability analysis

To illustrate the results of our nonadiabatic study, we display in Fig. 1 the evolutionary track of the low-mass He-core sequence with $0.2025 M_{\odot}$ on the $\log g$ vs. T_{eff} plane. As shown by Althaus et al. (2013), this sequence experiences nine CNO flashes before entering the final cooling track, which considerably reduce the thickness of the H envelope. Before and along each loop described by this evolutionary sequence, our nonadi-

abatic exploration shows that the ε mechanism is able to destabilize low-order $\ell = 1$ g modes. We highlight the corresponding region of instability of each part of the track with thick black lines. It is clear that the extension of the region of instability in the $\log g$ versus T_{eff} plane grows with every consecutive flash. The periods of unstable $\ell = 1$ g modes in terms of the effective temperature for each one of the loops described by this sequence are shown in Fig. 2. In the panels, the color coding indicates the logarithm of the e -folding time (in years) of the unstable modes, which represents a measure of the time taken for the perturbation that causes the oscillation to reach an observable amplitude. Its definition is given by the expression $\tau_e = 1/|\Im(\sigma)|$, where $\Im(\sigma)$ is the imaginary part of the complex eigenfrequency σ . For the panel representing the first CNO flash (top left panel), marked as “1”, there are only a few unstable $\ell = 1$ g modes with low radial orders ($k = 2, 3$ and 4) corresponding to periods between ~ 260 and 450 s, in a very limited range of effective temperature (~ 16000 – 18000 K), and with relatively large values for the e -folding time (being its minimum value $\sim 5.4 \times 10^5$ yr). The figure shows that with every consecutive flash, the instability region becomes wider, and with more modes being destabilized. For instance, in the third flash (top right panel), one additional mode is excited, corresponding to $k = 1$, and in general, the values of the e -folding time shorten as indicated by the color coding. It is apparent that for the last three panels (“7”, “8”, and “9”) the instability domains are considerably extended and the e -folding times significantly shorten, that is, the excitation becomes stronger, with the implication that these modes may have a larger chance to reach observable amplitudes. For the ninth panel (bottom right panel), it is evident the large region in the diagram where we can find $\ell = 1$ g -mode periods destabilized by the ε mechanism. In this case, the periods are characterized by $k = 1, 2, 3$, and 4 corresponding to periods in the range of ~ 200 and 480 s, effective temperatures between ~ 15000 and 31000 K, and with e -folding times which, at their lowest, can reach down to $\sim 8.2 \times 10^4$ yr. We note that there is a general trend for the periods to lengthen as the evolution proceeds to lower effective temperatures, before entering the loop, and for them to shorten afterwards.

To estimate whether it would be possible to observe a star pulsating by the ε mechanism while evolving through one of these loops, we consider the example of the models evolving through the ninth flash for the $0.2025 M_{\odot}$ sequence. Given that the time spent by this sequence in the region of unstable g -mode periods for the ninth loop is $\sim 7.2 \times 10^6$ yr, and the values of the e -folding times for many modes are significantly lower, namely, $\sim 8.2 \times 10^4$ yr, then these modes would have enough time to reach observable amplitudes. Since the duration of the whole pre-WD stage for this sequence, throughout the flashes and until the sequence gets to the maximum effective temperature, is 5.11×10^8 yr, when we compare it to the time spent by the sequence during this ninth stage of instability, we see that it might be possible to detect a star with $0.2025 M_{\odot}$ pulsating in low-order g modes via ε mechanism while evolving during this stage. The plausibility considerably increases if we take into account all the nine stages of instability experienced by this sequence. This can be visualized by showing how these pulsations vary with time. In Fig. 3, we display the periods of unstable $\ell = 1$ g modes as in Fig. 2, but in terms of the elapsed time (in Myr) since the appearance of the first unstable mode (corresponding to the first flash) for this sequence. It is clear that the flashes occur sooner each time, leading to less (and even almost negligible) temporal gaps with every consecutive flash. In addition, in Fig. 4 we show the temporal evolution of the

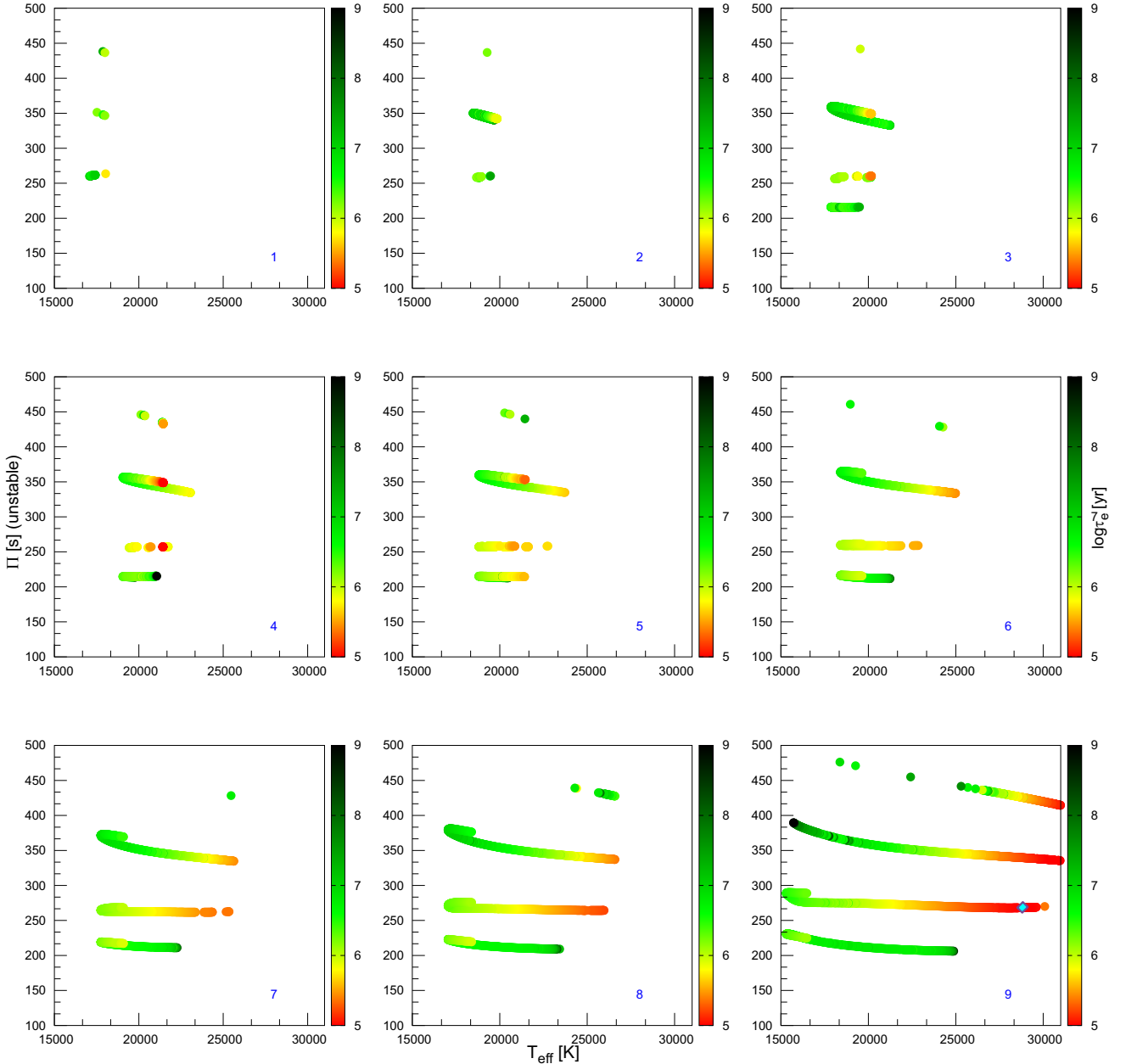


Fig. 2. Periods of unstable $\ell = 1$ g modes in terms of the effective T_{eff} [K] for the nine flashes experimented by our template low-mass sequence with $0.2025 M_{\odot}$. Color coding indicates the logarithm of the e -folding time (τ_e) of each unstable mode (right scale). Blue numbers at the bottom right corner of each panel indicate the number of the flash, as in Fig. 1. The cyan diamond on the bottom right panel indicates the location of the template model analyzed in Fig. 5 (as in Fig. 1).

surface luminosity, L (green line), the luminosity given by the pp chain, L_{pp} (light-blue dashed line), and the luminosity due to the CNO bicycle, L_{CNO} (red dotted line), along with a thick black line emphasizing, particularly, the location of the models within the ninth instability region (as in Fig. 1). In the figure, two very narrow grey vertical strips represent the evolutionary stages where convection (either internal or external) is present. The figure shows that the region of instability starts when L and L_{CNO} considerably drop after the occurrence of the eighth CNO flash and ends before the beginning of the ninth CNO flash. It is clear that during the flashes (and very shortly before, although not noticeable by its narrowness), an internal induced-flash convective zone develops, that quickly moves toward the stellar surface to rapidly vanish. In summary, at the stages of pulsation instability driven by the ε mechanism, there is no convection

inside our models. We conclude that convection does not affect any of the instability regions presented in this work.

Additionally, our calculations show that the ε mechanism is also able to destabilize low-order $\ell = 2$ g modes in all the sequences analyzed. Although the ranges of effective temperature of the models in which these modes are destabilized are approximately the same as in the $\ell = 1$ case, we found that the ε mechanism destabilizes a higher number of $\ell = 1$ modes. For instance, while for the ninth flash of the template sequence with $0.2025 M_{\odot}$ we found in the $\ell = 1$ case that the modes with radial order k from 1 to 4 are excited, in the $\ell = 2$ case, the modes with $k = 4$ remain stable. Also, the minimum value of the e -folding time is, in general, lower for the $\ell = 1$ case. As expected, the range of unstable periods for $\ell = 2$ g modes is shifted toward shorter values when compared to the ones found for the $\ell = 1$

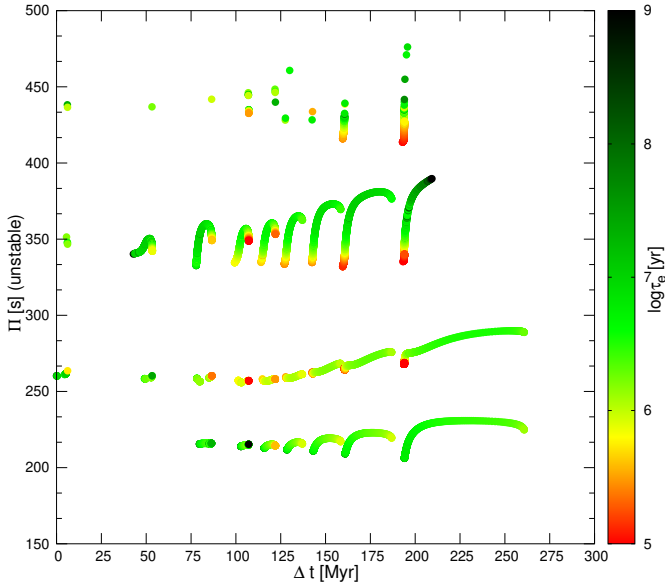


Fig. 3. Same as Fig. 2 for the nine flashes of the sequence with $0.2025 M_{\odot}$, but in terms of the elapsed time since the appearance of the first unstable mode for the first flash.

case. In general, we found that the range of unstable periods for $\ell = 2 g$ modes spans from ~ 80 to ~ 250 s. For brevity, we will focus on the $\ell = 1$ case in the following.

In order to show the role of the ε mechanism as a destabilizing agent in CNO-flashing low-mass WDs on their early-cooling branches, we picked out a representative unstable pulsation mode corresponding to a template model evolving at the stage before the ninth flash for the sequence with $0.2025 M_{\odot}$, indicated in Figs. 1 and 2 with a cyan diamond. In the left panel of Fig. 5, we display the Lagrangian perturbation of the temperature, $(\delta T/T)$, in terms of the mass fraction coordinate $[-\log(1 - M_r/M_{\star})]$, for the unstable $\ell = 1, k = 2 g$ mode ($\Pi = 268.7$ s). Also shown are the scaled nuclear generation rate (ε), and the fractional abundances of H and He (X_{H} and X_{He}). The eigenfunction $\delta T/T$ has its maximum value at $-\log(1 - M_r/M_{\star}) \sim 1.6$, where the H-burning shell is located. The ε mechanism yields substantial driving to those g modes that have their maximum of $\delta T/T$ at the narrow region of the burning shell (Kawaler et al. 1986). It is illustrated for the $\ell = 1, k = 2$ representative mode in the right panel of Fig. 5, in which we display, with solid black curves, the differential work function (dW/dr) in terms of $-\log(1 - M_r/M_{\star})$, and also the scaled running work integral (W) with dashed black curves. It is evident that there is considerable driving ($dW/dr > 0$) at the region of the H-burning shell for the mode analyzed. This mode is globally unstable, as indicated by the positive value of W at the stellar surface $[-\log(1 - M_r/M_{\star}) \sim 12]$. We also performed additional stability computations in which we suppress the action of the ε mechanism by forcing $\varepsilon = \varepsilon_{\rho} = \varepsilon_T = 0$ in the pulsation equations (see Sect. 2). The results for dW/dr are shown in the right panel of Fig. 5 with solid violet curves. We note that, in this case, a strong damping ($dW/dr < 0$) takes place in the burning-shell region, resulting in a value of $W < 0$ at the surface, which indicates that the mode is pulsationally stable. We conclude that, for this selected template model, the $k = 2 g$ mode is unstable due to the destabilizing effect of the H-burning shell via the ε mechanism.

In Fig. 6 we show the evolutionary tracks of the low-mass He-core WDs with $0.2025, 0.2724, 0.3207,$ and $0.3630 M_{\odot}$ on

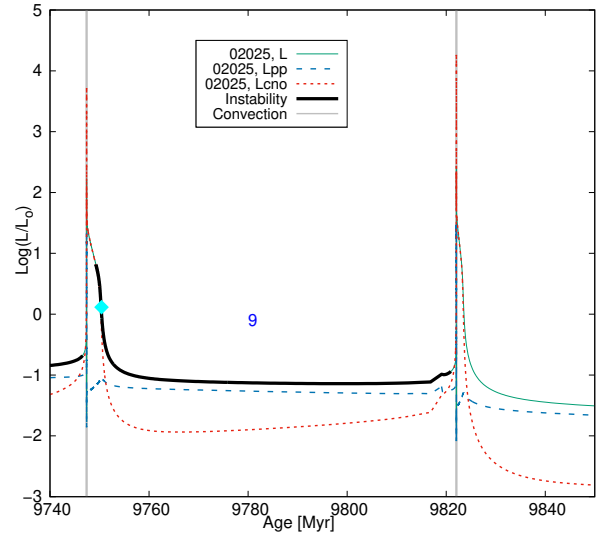


Fig. 4. $\log(L/L_{\odot})$ vs. age (in Myr) for the sequence with $0.2025 M_{\odot}$, corresponding to the last instability region. The temporal evolution of the surface luminosity (green line), the luminosity given by the pp chain (light-blue dashed line), and the luminosity due to the CNO bicycle (red dotted line) are shown, along with the ninth instability region emphasized by a thick black line. Grey vertical strips mark the narrow regions where convection is present (either internal or external). A blue number indicates the number of the flash (as in Fig. 1), while the cyan diamond indicates the location of the template model analyzed in Fig. 5 (and Fig. 1).

the $\log g$ vs. T_{eff} plane. As in Fig. 1, thick black lines superimposed on every evolutionary track represent the regions where the ε mechanism is able to excite low-order g modes. We have included a sample of ELM WD stars (shown with red asterisks; Brown et al. 2010, 2013, 2016, 2020; Vennes et al. 2011; Gianninas et al. 2015; Kawka et al. 2015; Pelisoli & Vos 2019). Also, we have included the location of the known ELMVs (Hermes et al. 2012, 2013a,b; Kilic et al. 2015, 2018; Bell et al. 2017, 2018; Pelisoli et al. 2018) marked with light-blue squares with dots, and pre-ELMVs (Maxted et al. 2013, 2014; Gianninas et al. 2016; Wang et al. 2020), indicated with black circles with dots (both regions have been emphasized with light-blue and light-red shaded areas, respectively). In addition, we have included the location of some sdBV stars (Green et al. 2011), BLAPs (Pietrukowicz et al. 2017), as well as High-Gravity (HG)-BLAPs (Kupfer et al. 2019) indicated with green circles, orange triangles, and pink triangles, respectively (their regions emphasized with green, orange, and pink shaded areas, respectively). The figure shows that every evolutionary sequence considered in this work has an extended zone of pulsation instability which, altogether, results in a wide region in the $\log g$ vs. T_{eff} plane (grey shaded area) where low-order $\ell = 1 g$ modes can be destabilized by the ε mechanism. This region covers the approximate ranges in T_{eff} and $\log g$ of $[15\,000\text{--}38\,000]$ K and $[5.8\text{--}7.1]$, respectively. It is clear from the figure that this new domain of instability does not overlap with the domain of instability of ELMVs, that lies at $T_{\text{eff}} \lesssim 10\,000$ K and similar values of $\log g$; nor does it overlap with that of the pre-ELMVs, which correspond to $T_{\text{eff}} \lesssim 12\,000$ K and $\log g \lesssim 5$. We note that the low-gravity boundary of the instability domain reported in this paper slightly overlaps with the high-gravity limit of the instability domain of the sdBV stars.

We summarize in Table 1 the main results of the stability analysis carried out for all the evolutionary sequences

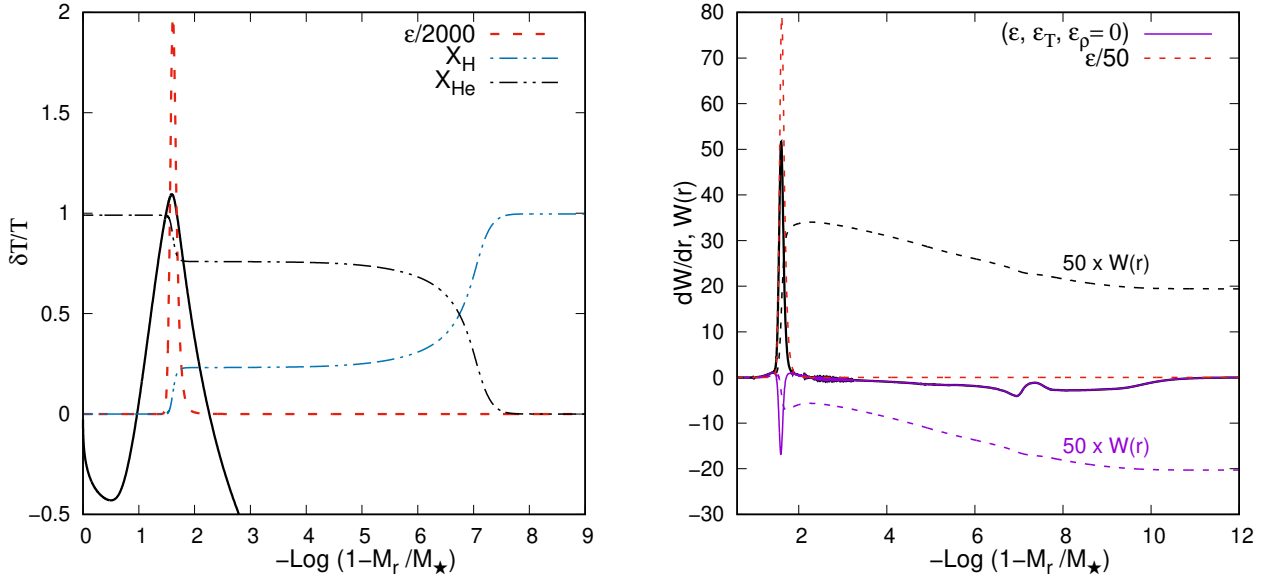


Fig. 5. *Left panel:* Lagrangian perturbation of the temperature ($\delta T/T$), along with the scaled nuclear generation rate (ε), and the fractional abundances of H and He (X_H and X_{He}) in terms of the mass fraction coordinate ($-\log(1 - M_r/M_\star)$), for a representative unstable pulsation mode with $\ell = 1$, $k = 2$ ($\Pi = 268.7$ s), corresponding to a template model with $T_{\text{eff}} = 28814$ K of the $0.2025 M_\odot$ sequence before the occurrence of the ninth CNO flash (see Figs. 1 and 2). *Right panel:* differential work function ($dW(r)/dr$) in terms of $-\log(1 - M_r/M_\star)$ for the case in which the ε mechanism is allowed to operate (solid black curve) and when it is suppressed (solid violet curve). Also shown are the corresponding scaled running work integrals, W (dashed curves).

considered in this work. In the table, the second column shows the total evolutionary timescale, Δt_{evol} , which represents the time spent by the sequence between the beginning of the pre-WD phase and the maximum effective temperature reached before entering the final cooling branch. The third column indicates the time interval (Δt_{exc}) in which stellar models exhibit pulsation instability due to the ε mechanism, where we have considered the summation of the time taken by every instability phase for those sequences that experience multiple CNO flashes (that is, the total time that the models of a given sequence spend while evolving along the black line marked on its evolutionary track as indicated in Fig. 6). The rest of the columns represent the radial order, the range of effective temperature of the instability, the average value of the periods, and the minimum value of the e -folding time of the unstable $\ell = 1$ g modes destabilized by the ε mechanism, respectively (where we have taken all the flashes into account for the multiple-flashing sequences). Comparing the values of Δt_{exc} to the e -folding times, we see that for all the sequences there is plenty of time for the instabilities to reach observable amplitudes, being the unstable modes of the sequences with 0.2025 and $0.2724 M_\odot$ the ones that are more likely to be observed due to the larger differences between τ_e and Δt_{exc} . When we compare the values of the total evolutionary timescale, Δt_{evol} , to Δt_{exc} , we find that it would be possible to detect one of these low-mass WD stars while evolving along these stages of instability where the ε mechanism excites low-order g modes.

It is interesting to estimate how many stars pulsating by the ε mechanism are expected to be found. According to Table 1, considering once again the total time spent by the models of every evolutionary sequence during their stages of instability with respect to the evolutionary timescale, we can roughly estimate that between ~ 31 – 80% of these low-mass WD stars may be found pulsating due the ε mechanism. Considering the samples shown in Fig. 6, by virtue of their spectroscopic parameters, and taking the minimum value for the estimated probability, it

might indicate that roughly seven of the stars in the catalogues could be found pulsating in low-order g modes by the ε mechanism. One of the reasons why these short-period pulsations have not been detected yet may be possibly attributed to the pulsation amplitudes being smaller than the detection limits.

In addition, the ε mechanism is also able to destabilize a wide range of g -mode periods during the stages of the evolution between flashes, for all the sequences analyzed in this work. However, the e -folding times are larger than (or of the order of) the corresponding evolutionary timescales, and also, these evolutionary stages occur faster than the rest of the stages of the evolution (e.g., $\sim 5.5 \times 10^3$ yr for the sequence with $0.3630 M_\odot$; see also Althaus et al. 2013), so it would be unlikely to detect a pulsating star while it is evolving between flashes, let alone while it is exhibiting detectable pulsations. Thus, we discarded such regions as possible locations for stars pulsating via this mechanism.

We close this section by noting that we carried out additional nonadiabatic calculations on model sequences with stellar masses $\lesssim 0.18$ – $0.20 M_\odot$, which, as mentioned above, do not experience CNO flashes and evolve very slowly. This was done in order to explore if in some part of the pre-WD evolution, the ε mechanism is able to drive pulsations in these sequences. In stages previous to the maximum effective temperature, H-shell burning via CNO bicycle is the dominant nuclear source for these sequences. We have found that the ε mechanism is not capable of destabilizing g modes for sequences with $M_\star \lesssim 0.18$ – $0.20 M_\odot$.

For the sake of completeness, we also performed additional calculations for sequences with $M_\star \gtrsim 0.18$ – $0.20 M_\odot$, but this time with the step of artificially disabling the action of the element diffusion in the evolution of our stellar models, which has the effect of suppressing (or diminishing) the occurrence of the CNO flashes. As a consequence, for instance, the sequence with $0.2025 M_\odot$ does not experience any CNO flashes, which is in agreement with the literature (e.g., Driebe et al. 1998;

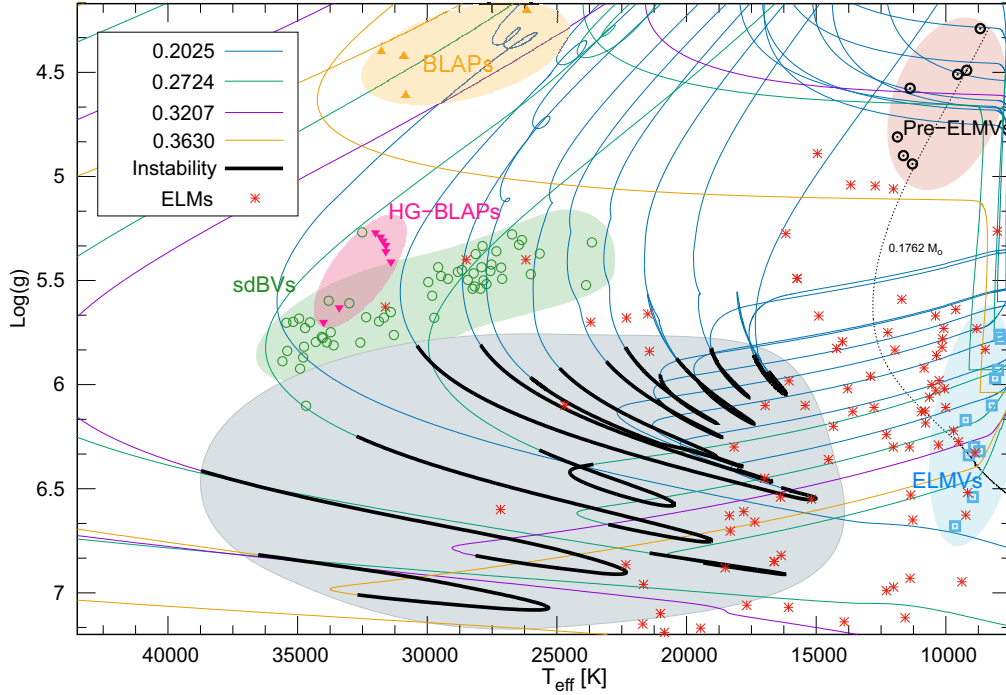


Fig. 6. Instability domain (grey shaded area) of low-order g modes excited by the ε mechanism on the $\log(g)$ vs. T_{eff} for each sequence of low-mass WD analyzed in this work. Stellar sequences are in units of solar mass. Red asterisks represent ELM (and pre-ELM) stars (Brown et al. 2010, 2013, 2016, 2020; Vennes et al. 2011; Gianninas et al. 2015; Kawka et al. 2015; Pelisoli & Vos 2019). Light-blue squares with dots represent pulsating low-mass WDs (ELMVs) (Hermes et al. 2012, 2013a,b; Kilic et al. 2015, 2018; Bell et al. 2017, 2018; Pelisoli et al. 2018), while black circles with dots correspond to pulsating low-mass pre-WDs (pre-ELMVs) (Maxted et al. 2013, 2014; Gianninas et al. 2016; Wang et al. 2020). Green circles correspond to sdBVs (Green et al. 2011), orange triangles represent BLAPs (Pietrukowicz et al. 2017), and pink triangles correspond to HG (High Gravity)-BLAPs (Kupfer et al. 2019). The evolutionary track of the He-core WD sequence with $0.1762 M_{\odot}$ is included as a reference.

Table 1. Stellar mass, total evolutionary timescale, time spent during the excitation phase, radial order, approximate range of effective temperature for the instability, average period, minimum value of the e -folding time of unstable $\ell = 1$ g mode destabilized by the ε mechanism.

$M_{\star} [M_{\odot}]$	$\Delta t_{\text{evol}} [10^6 \text{ yr}]$	$\Delta t_{\text{exc}} [10^6 \text{ yr}]$	k	$T_{\text{eff}} [\text{kK}]$	$\langle \Pi \rangle [\text{s}]$	$\tau_e [10^6 \text{ yr}]$
0.2025	511	160	1	15–25	215	0.380
			2	15–30	259	0.093
			3	16–31	351	0.081
			4	18–31	442	0.079
0.2724	135	108	1	16–30	177	0.042
			2	16–35	205	0.014
			3	20–36	263	0.065
0.3207	18.0	10.7	1	23–29	147	0.068
			2	23–35	166	0.160
			3	28–38	217	0.240
0.3630	15.5	10.6	1	26–33	130	0.043
			2	26–36	151	0.100
			3	30–36	191	1.380

Istrate et al. 2016a). We found that although the ε mechanism continues to destabilize some (but significantly less) g -mode period pulsations due to residual H burning, the corresponding values of the rate of period change of g modes ($\sim 10^{-14}$ – 10^{-16} [s/s]) are orders of magnitude lower than for modes of stellar models that go through flashes (as mentioned, $\sim 10^{-10}$ – 10^{-11} [s/s]). Therefore, if one low-mass WD was found to pulsate in this region of the $\log g - T_{\text{eff}}$ diagram and the rate of period change could be measured, it would help in discerning whether or not the star experiences CNO flashes. At the same time, since the values of the rate of period change are much lower for the non-flashing sequences, it would be very difficult to detect those.

However, if a rate of period change was measured and resulted in a value lower than $\sim 10^{-12}$ [s/s], then based on our results, it would be possible to rule out that such a star is going through a flashing cycle.

4. Summary and conclusions

In this work, we perform a stability analysis focused on low-mass WD stars evolving through CNO flashes. We show that the ε mechanism due to stable H burning is able to destabilize some low-order $\ell = 1, 2$ g modes in stellar models with masses in the range of 0.2025 – $0.3630 M_{\odot}$. As displayed in Figs. 1 and 2,

for the template sequence with $0.2025 M_{\odot}$, the sequences have more modes destabilized in every consecutive flash and with shorter e -folding times. For several modes, the e -folding times are shorter than the corresponding evolutionary timescales, and therefore, there would be enough time to excite such pulsations to reach observable amplitudes. In general, this is true for all the sequences studied (see Table 1). The instability domain found is located in the ranges of $T_{\text{eff}} \sim 15\,000\text{--}38\,000$ K and $\log g \sim 5.8\text{--}7.1$ (see Fig. 6), and therefore, it does not overlap with the already known domains of instability of ELMVs and pre-ELMVs, and barely overlaps – at its low-gravity boundary – with the instability domain of the sdBV stars. The resulting range of $\ell = 1$ g -mode periods destabilized by the ε mechanism spans from 150 to 500 s, with radial order k between 1 and 4. For $\ell = 2$ g modes, the location in the $\log g - T_{\text{eff}}$ diagram is similar, but fewer modes become excited in this case.

To our knowledge, there has been no detection of any pulsating low-mass He-core WD on its early-cooling branch with $M_{\star} \gtrsim 0.18\text{--}0.20 M_{\odot}$ in the region of instability predicted in this work. However, there are some possible candidate stars, as illustrated by Fig. 6. The eventual detection of g mode pulsations in low-mass He-core stars populating this new instability domain would confirm the theoretically predicted existence of the ε mechanism as an agent able to destabilize g -mode periods. Since the magnitudes of the rate of period change of g modes for models evolving in stages prior to the CNO flashes are significantly large (particularly, in comparison to the WD and pre-WD stages, Calcaferro et al. 2017b), this quantity could be measured and, in that case, support the predicted occurrence of the CNO flashes, providing a first proof of the existence of these flashes and thus confirming the predicted age dichotomy for low-mass He-core WDs (Althaus et al. 2001, 2013). Last but not least, the detection of these pulsations would also help in the classification of several stars with uncertain nature.

Although we are aware that detecting pulsations (and rates of change of periods) in this type of object is not an easy task, we consider that searches for low-amplitude variability are worthwhile. As has already been shown by the results from the Transiting Exoplanet Survey Satellite (TESS, Ricker et al. 2015) in the case of the two new pre-ELMVs reported by Wang et al. (2020) and as future space missions such as Plato (Piotto 2018) and Cheops (Moya et al. 2018) will probably show, continuous improvement in the quality of the observations is likely to prove helpful in this regard.

Acknowledgements. We wish to thank our anonymous referee for the constructive comments and suggestions that greatly improved the original version of the paper. Part of this work was supported by PICT-2017-0884 from ANPCyT, PIP 112-200801-00940 grant from CONICET, grant G149 from University of La Plata. K. J. B. is supported by the National Science Foundation under Award AST-1903828. This research has made use of NASA Astrophysics Data System.

References

- Althaus, L. G., Serenelli, A. M., & Benvenuto, O. G. 2001, *MNRAS*, 323, 471
- Althaus, L. G., Córscico, A. H., Isern, J., & García-Berro, E. 2010, *A&ARv*, 18, 471
- Althaus, L. G., Miller Bertolami, M. M., & Córscico, A. H. 2013, *A&A*, 557, A19
- Althaus, L. G., Camisassa, M. E., Miller Bertolami, M. M., Córscico, A. H., & García-Berro, E. 2015, *A&A*, 576, A9
- Battich, T., Miller Bertolami, M. M., Córscico, A. H., & Althaus, L. G. 2018, *A&A*, 614, A136
- Bell, K. J., Gianninas, A., Hermes, J. J., et al. 2017, *ApJ*, 835, 180
- Bell, K. J., Pelisoli, I., Kepler, S. O., et al. 2018, *A&A*, 617, A6
- Brassard, P., Fontaine, G., Wesemael, F., Kawaler, S. D., & Tassoul, M. 1991, *ApJ*, 367, 601
- Brown, W. R., Kilic, M., Allende Prieto, C., & Kenyon, S. J. 2010, *ApJ*, 723, 1072
- Brown, W. R., Kilic, M., Allende Prieto, C., Gianninas, A., & Kenyon, S. J. 2013, *ApJ*, 769, 66
- Brown, W. R., Gianninas, A., Kilic, M., Kenyon, S. J., & Allende Prieto, C. 2016, *ApJ*, 818, 155
- Brown, W. R., Kilic, M., Kosakowski, A., et al. 2020, *ApJ*, 889, 49
- Burgers, J. M. 1969, *Flow Equations for Composite Gases* (New York: Academic Press)
- Calcaferro, L. M., Córscico, A. H., & Althaus, L. G. 2017a, *A&A*, 607, A33
- Calcaferro, L. M., Córscico, A. H., Camisassa, M. E., Althaus, L. G., & Shibahashi, H. 2017b, *EPJ Web Conf.*, 152, 06012
- Calcaferro, L. M., Córscico, A. H., & Althaus, L. G. 2017c, *A&A*, 600, A73
- Calcaferro, L. M., Córscico, A. H., Althaus, L. G., Romero, A. D., & Kepler, S. O. 2018, *A&A*, 620, A196
- Camisassa, M. E., Córscico, A. H., Althaus, L. G., & Shibahashi, H. 2016, *A&A*, 595, A45
- Córscico, A. H., & Althaus, L. G. 2014a, *A&A*, 569, A106
- Córscico, A. H., & Althaus, L. G. 2014b, *ApJ*, 793, L17
- Córscico, A. H., & Althaus, L. G. 2016, *A&A*, 585, A1
- Córscico, A. H., Althaus, L. G., & Miller Bertolami, M. M. 2006, *A&A*, 458, 259
- Córscico, A. H., Althaus, L. G., Miller Bertolami, M. M., González Pérez, J. M., & Kepler, S. O. 2009, *ApJ*, 701, 1008
- Córscico, A. H., Althaus, L. G., Miller Bertolami, M. M., & Bischoff-Kim, A. 2012, *A&A*, 541, A42
- Córscico, A. H., Althaus, L. G., Serenelli, A. M., et al. 2016, *A&A*, 588, A74
- Córscico, A. H., Althaus, L. G., Miller Bertolami, M. M., & Kepler, S. O. 2019, *A&ARv*, 27, 7
- Driebe, T., Schoenberner, D., Bloeker, T., & Herwig, F. 1998, *A&A*, 339, 123
- Fontaine, G., & Brassard, P. 2008, *PASP*, 120, 1043
- Gianninas, A., Kilic, M., Brown, W. R., Canton, P., & Kenyon, S. J. 2015, *ApJ*, 812, 167
- Gianninas, A., Curd, B., Fontaine, G., Brown, W. R., & Kilic, M. 2016, *ApJ*, 822, L27
- Green, E. M., Guvenen, B., O'Malley, C. J., et al. 2011, *ApJ*, 734, 59
- Hermes, J. J., Montgomery, M. H., Winget, D. E., et al. 2012, *ApJ*, 750, L28
- Hermes, J. J., Montgomery, M. H., Gianninas, A., et al. 2013a, *MNRAS*, 436, 3573
- Hermes, J. J., Montgomery, M. H., Winget, D. E., et al. 2013b, *ApJ*, 765, 102
- Istrate, A. G., Fontaine, G., Gianninas, A., et al. 2016a, *A&A*, 595, L12
- Istrate, A. G., Marchant, P., Tauris, T. M., et al. 2016b, *A&A*, 595, A35
- Jeffery, C. S., & Saio, H. 2013, *MNRAS*, 435, 885
- Kawaler, S. D., Winget, D. E., Iben, I., Jr. & Hansen, C. J. 1986, *ApJ*, 302, 530
- Kawka, A., Vennes, S., O'Toole, S., et al. 2015, *MNRAS*, 450, 3514
- Kepler, S. O., Pelisoli, I., Koester, D., et al. 2016, *MNRAS*, 455, 3413
- Kepler, S. O., Pelisoli, I., Koester, D., et al. 2019, *MNRAS*, 486, 2169
- Kilic, M., Brown, W. R., Allende Prieto, C., et al. 2011, *ApJ*, 727, 3
- Kilic, M., Brown, W. R., Allende Prieto, C., et al. 2012, *ApJ*, 751, 141
- Kilic, M., Hermes, J. J., Gianninas, A., & Brown, W. R. 2015, *MNRAS*, 446, L26
- Kilic, M., Hermes, J. J., Córscico, A. H., et al. 2018, *MNRAS*, 479, 1267
- Koester, D., Voss, B., Napiwotzki, R., et al. 2009, *A&A*, 505, 441
- Kosakowski, A., Kilic, M., Brown, W. R., & Gianninas, A. 2020, *ApJ*, 894, 53
- Kupfer, T., Bauer, E. B., Burdge, K. B., et al. 2019, *ApJ*, 878, L35
- Maeda, K., & Shibahashi, H. 2014, *PASJ*, 66, 76
- Marsh, T. R., Dhillon, V. S., & Duck, S. R. 1995, *MNRAS*, 275, 828
- Maxted, P. F. L., Serenelli, A. M., Miglio, A., et al. 2013, *Nature*, 498, 463
- Maxted, P. F. L., Serenelli, A. M., Marsh, T. R., et al. 2014, *MNRAS*, 444, 208
- Miller Bertolami, M. M., Córscico, A. H., & Althaus, L. G. 2011, *ApJ*, 741, L3
- Moya, A., Barceló Forteza, S., Bonfanti, A., et al. 2018, *A&A*, 620, A203
- Pelisoli, I., & Vos, J. 2019, *MNRAS*, 488, 2892
- Pelisoli, I., Kepler, S. O., Koester, D., et al. 2018, *MNRAS*, 478, 867
- Pietrukowicz, P., Dziembowski, W. A., Latour, M., et al. 2017, *Nat. Astron.*, 1, 0166
- Piotto, G. 2018, *European Planetary Science Congress, EPSC2018-969*
- Ricker, G. R., Winn, J. N., Vanderspek, R., et al. 2015, *J. Astron. Telesc. Instrum. Syst.*, 1, 014003
- Serenelli, A. M., Althaus, L. G., Rohrmann, R. D., & Benvenuto, O. G. 2002, *MNRAS*, 337, 1091
- Steinfadt, J. D. R., Bildsten, L., & Arras, P. 2010, *ApJ*, 718, 441
- Tassoul, M., Fontaine, G., & Winget, D. E. 1990, *ApJS*, 72, 335
- Unno, W., Osaki, Y., Ando, H., Saio, H., & Shibahashi, H. 1989, *Nonradial Oscillations of Stars* (Tokyo: University of Tokyo Press)
- Van Grootel, V., Fontaine, G., Brassard, P., & Dupret, M.-A. 2013, *ApJ*, 762, 57
- Vennes, S., Thorstensen, J. R., Kawka, A., et al. 2011, *ApJ*, 737, L16
- Wang, K., Zhang, X., & Dai, M. 2020, *ApJ*, 888, 49
- Winget, D. E., & Kepler, S. O. 2008, *ARA&A*, 46, 157